

Creative Portefolio

Harmonie Takacs



Harmonie Takacs

Graduating with my degree in design specialized in High Jewelry (DNMADE), awarded with honors from the jury, I now wish to continue to perfect myself within your prestigious Creative Academy by joining your master's program.

For 3 years, I studied the world of High Jewelry: the history of art, design, gemology, CAD, and traditional jewelry making. In my institution, I met many students in watchmaking. Through my interactions with them, I developed a taste for watch design and an interest in their mechanisms. The proximity of their workshop provides me with relevant knowledge of manufacturing, finishing, and assembly techniques.

My creative universe is nourished by cinema, literature, and fashion.

I am naturally curious and enthusiastic, so I regularly attend exhibitions, trade shows like GemGenève and l'EPHJ, and I stay alert to innovations.

Aether

Graduating project developed
during my third year

Context

For my third year, I was given the theme *ex-nihilo* or *a minima*, wich I developped around the chaotic, poetic and creative force of a breath.

I wrote a dissertation on this subject and then I had to realise the project that result from it, from the creative idea to the metal fabrication.

This include all the design process : moodboard, sketch of research and inspiration, rough, gouache.

Then the technical research by doing experimentations, 3D modelling on 3Design, prototypes and the plan on Solidworks.

Finally, I put all my craftsmanship knowledge into the fabrication of my statement piece.

Moodboard

I create moodboard fuel by the creation of contemporary designers and relevant key-words to precisely characterize my line of work

ETHEREAL

EMBER

INCANDESCENT TRANSPARENCY

FLEETING AMORPHOUS

ASHEN EVANESCENCE

ATMOSPHERIC METAMORPHOSIS

An aerial inspiration with soft and tempered lines countered by ember materials in ashen metamorphosis. The celestial blue note combines with incandescent hues to create an evanescent blazing effect, a kind of ethereal alchemy. The volatile is sought after through a delicate design and virtuously sculpted transparent materials.




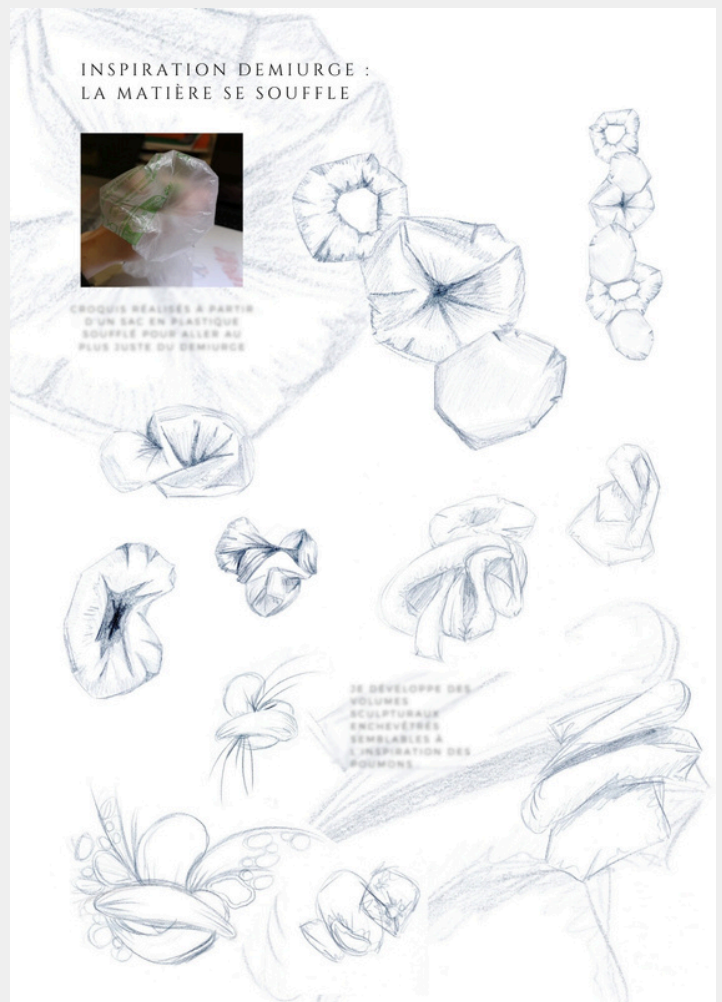
De haut en bas : "Ancient Ancestors", Iris Van Herpen / Lampes "Infinity pendant", John Pomp / Scénographie Chanel Automne 2011 / Tenue Printemps Été 2023, Robert Wun / Lampe "Brume", Jean-Baptiste Durand / Table "Genesis", Béatrice Serre / Table série "Crystal", Saerom Yoon

Inspiration and research

Inspired by contemporary artists and designers, I capture and manipulate shapes while following a narrative approach.

The subject here is the vital breath, which animates the body, nature, and spirit. I transcribe the inspiration through its spontaneous movement, using membranous and effervescent materials.

The drawings are made with watercolor, colored pencils, pencil, and a tablet using the Procreate software.



ALCHIMIE EFFERVESCANTE

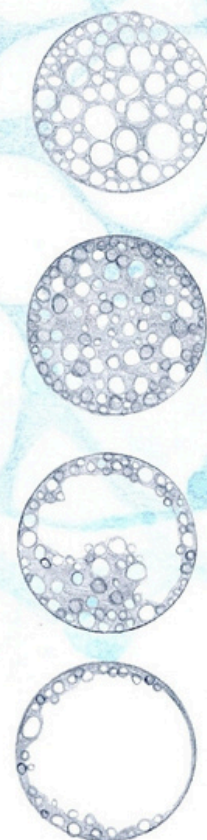
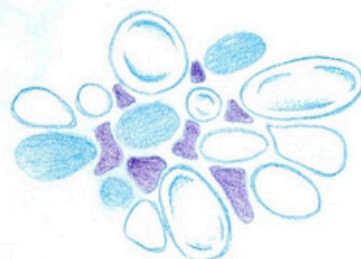
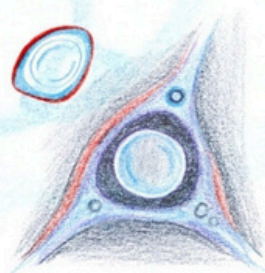
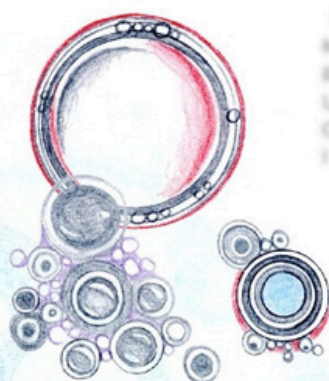
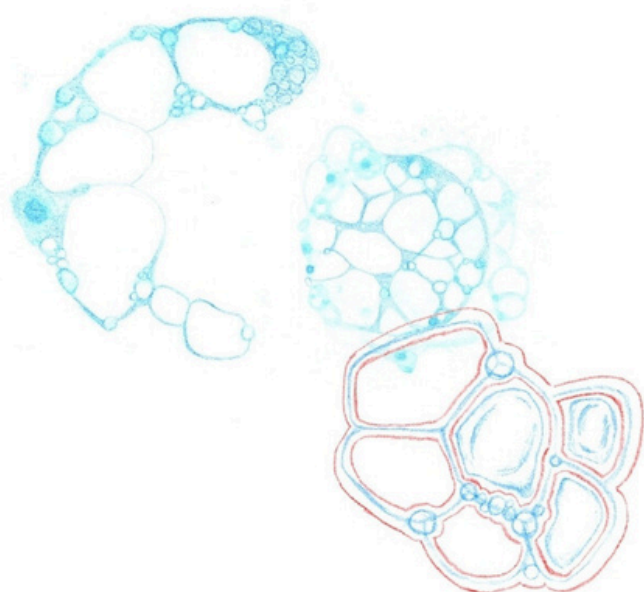
LA DISCIPLINE DU COSMODERNISM MET À DISPOSITION DES OUTILS ET DES MOYENS NOUVEAUX POUR TRADUIRE UN SOUFFLE CHIMIQUE PROCHE DE LA QUÊTE DE L'ETHER. JE M'INSPIRE DU TRAVAIL DE KAMIL CZAPICA ET ÉTUDIE LES FORMES GÉNÉRÉES PAR UN SOUFFLE ALCHIMIQUE.

JE CHERCHE PLASTIQUEMENT COMMENT LA CROISSANCE STRUCTURELLE D'UN CONGLOMÉRAT DE BULLES ÉVOLUE SELON LE SOUFFLE.

DÉVELOPPEMENT D'UNE MATIÈRE EN MUTATION ET EN RESPIRATION POUR IMAGER UNE IDÉE DANS LE CHEMINEMENT DE SON INSPIRATION.

LA RESPIRATION EST TRADUITE PAR LA CROISSANCE STRUCTURELLE DE LA BULLE

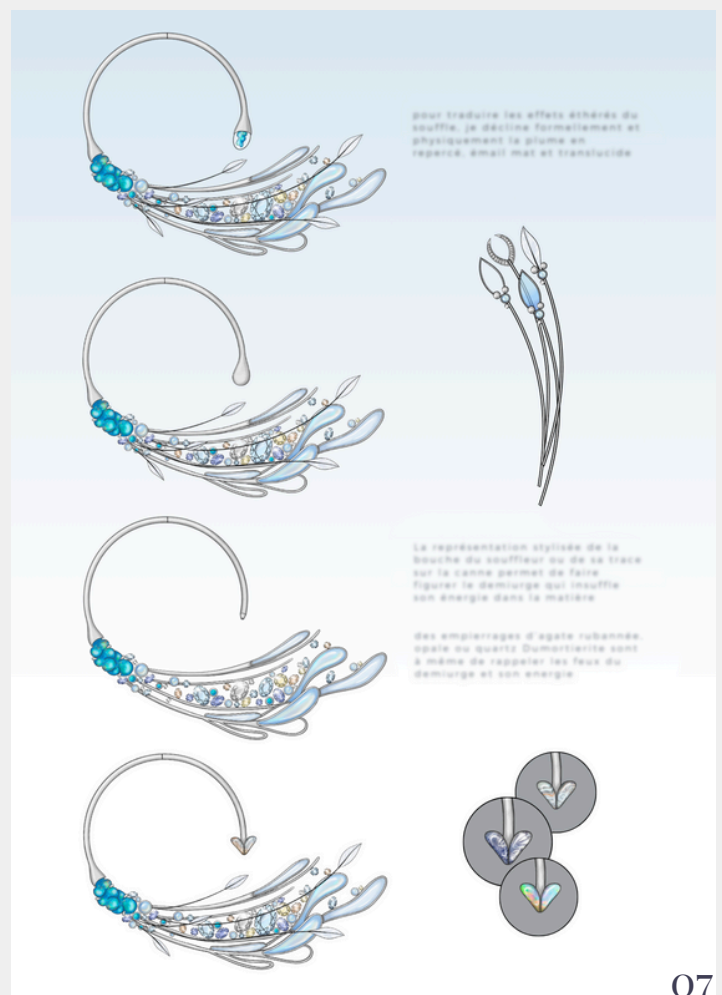

RECHERCHE DE COMPOSITION EN MOSAÏQUE GLOBULEUSE À PARTIR DE 3 ÉTATS DU SOUFFLE : VIDE D'AIR, PLEIN D'AIR+ BOMBÉ



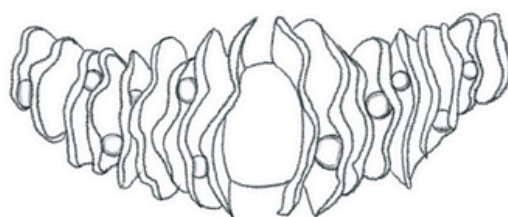
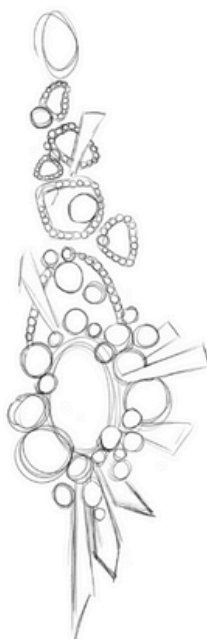
Rough and variation

Multiplication of jewelry proposals and collections based on preliminary sketches.

The roughs are drawn on a tablet using Procreate software and by hand with a pencil. I also work with watercolor washes or colored pencils.



ROUGH

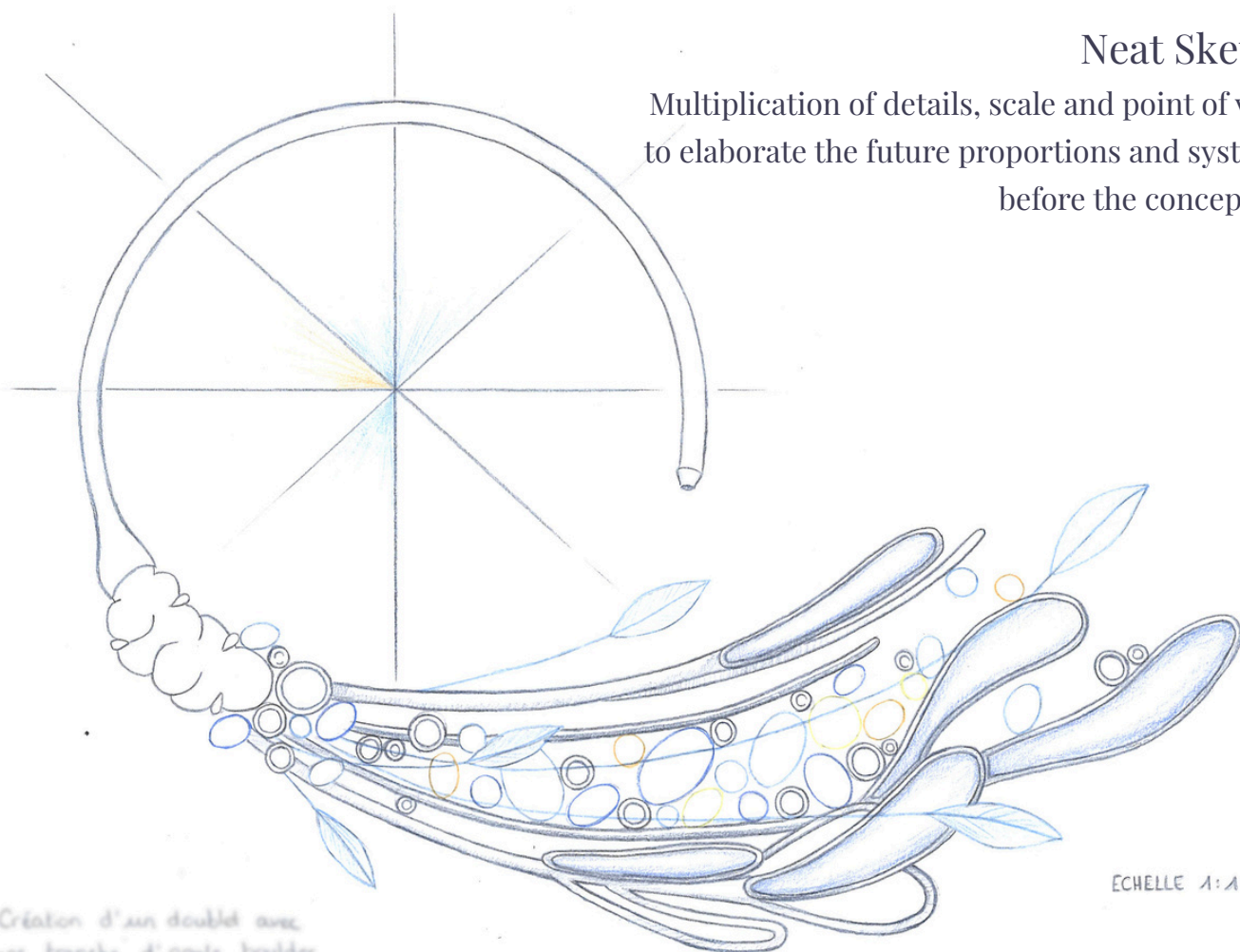


Je recherche des compositions fluctuantes
autour de l'agate imagée, un trois fois rien
joaillier, pour figurer des images
comparables à celles qu'on peut découvrir
par la paréidolie pour transcrire l'énergie
de l'inspiration.



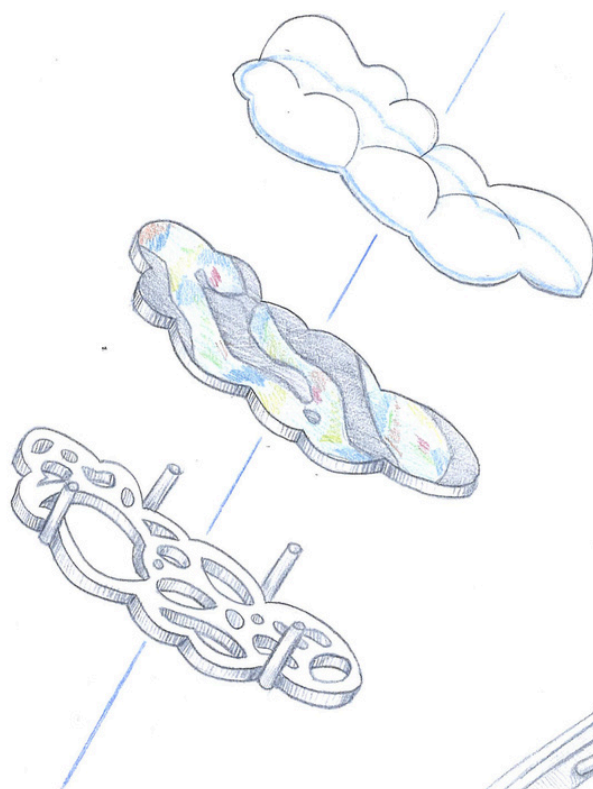
Neat Sketch

Multiplication of details, scale and point of view
to elaborate the future proportions and systems
before the conception

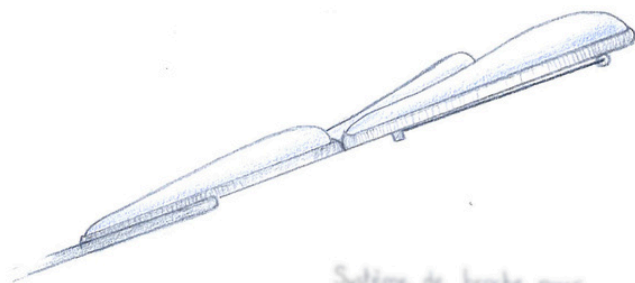


Echelle 1:1

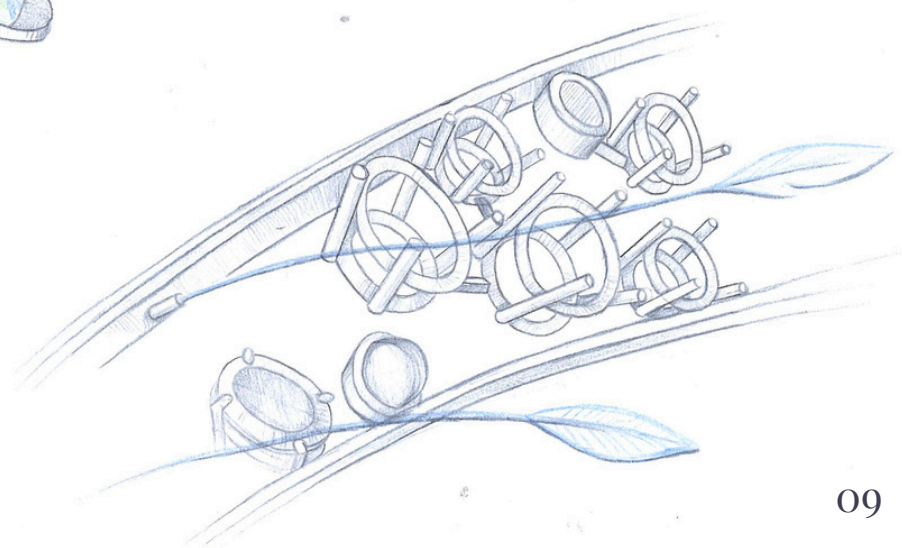
Création d'un doublet avec
une tranche d'opale boulder
et une coque de verre soufflé



Echelle 2:1



Système de broche pour
assurer la portabilité sur
l'épaule





Pnema

Dangling earring in white gold, star sapphire, sapphir cabochon and brilliant, quartz cabochon and diamonds





Aether

Cuff earrings and necklace in white gold, crystal opal, moonstone and chalcedony cabochon, diamonds, orange and Ceylan sapphire, aquamarine and citrine, cock feathers

3D Modelling on 3Design

3Design is a french software created especially for jewelry.


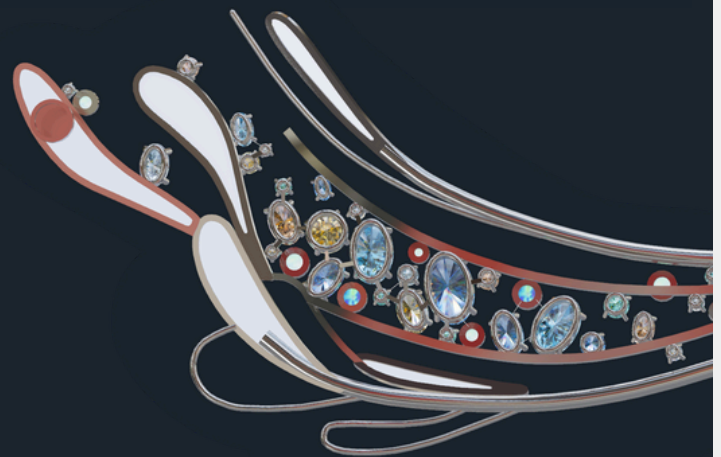
Both the necklace and the ear cuff are modeled to the actual scale of the pieces and respect the manufacturing constraints.





In order to respect the necessary curvature for a perfect fit of the necklace on the body, a bust was used as the basis for the 3D modeling.

The articulation is designed to perfectly adapt to the constraints and aesthetics of the project.




Mock-up and expérimentation

Volume modeling to solve technical problems and place the settings for the stones.

Technical and graphic enrichment through the discovery of the gold, or silver, smoking technique with a glassblower, a blending of jewelry and glassmaking, towards potential innovation.



The modeling is made with Plastiline modeling paste.




Set of common experiments with blown glass beads with the glassblower Vincent Guerini.

Metalsmith

This final project demonstrates a knowledge of jewelry and setting techniques acquired and put to the service of creation.

The necklace is made of brass with a silver plating. The settings were cast from wax while the other pieces, as well as the articulation, were entirely handmade. The faceted stones were also set by hand.



Artémis

Personal watch project
developped during my third
year

Context

In 2026, man established himself on the moon thanks to the Artemis mission.

Inspired by this space journey, Artemis is a timepiece that celebrates the new mission to the moon and allows us to dream by projecting ourselves in the shoes of an astronaut.

The research focused on the mechanical and ergonomic shapes of rockets and space stations, as well as the roundness of the moon. Artists and designers like Mariko Mori and Thom Brown, as well as instruments from space research, have been sources of inspiration.

The use of Vantablack, carbon loaded with luminova, and paillonné enamel promises to transport us to the moon.

ARTEMIS

Jumping retrograde hour complication in the shape of an arc, moon phase complication, and Roman numeral engraving to evoke the goddess Artemis.

Dial made of steel with various finishes, blued steel hands. The black part of the dial is guilloché and then enamelled in black, reminiscent of the forces spreading in space.

Inspiration and research

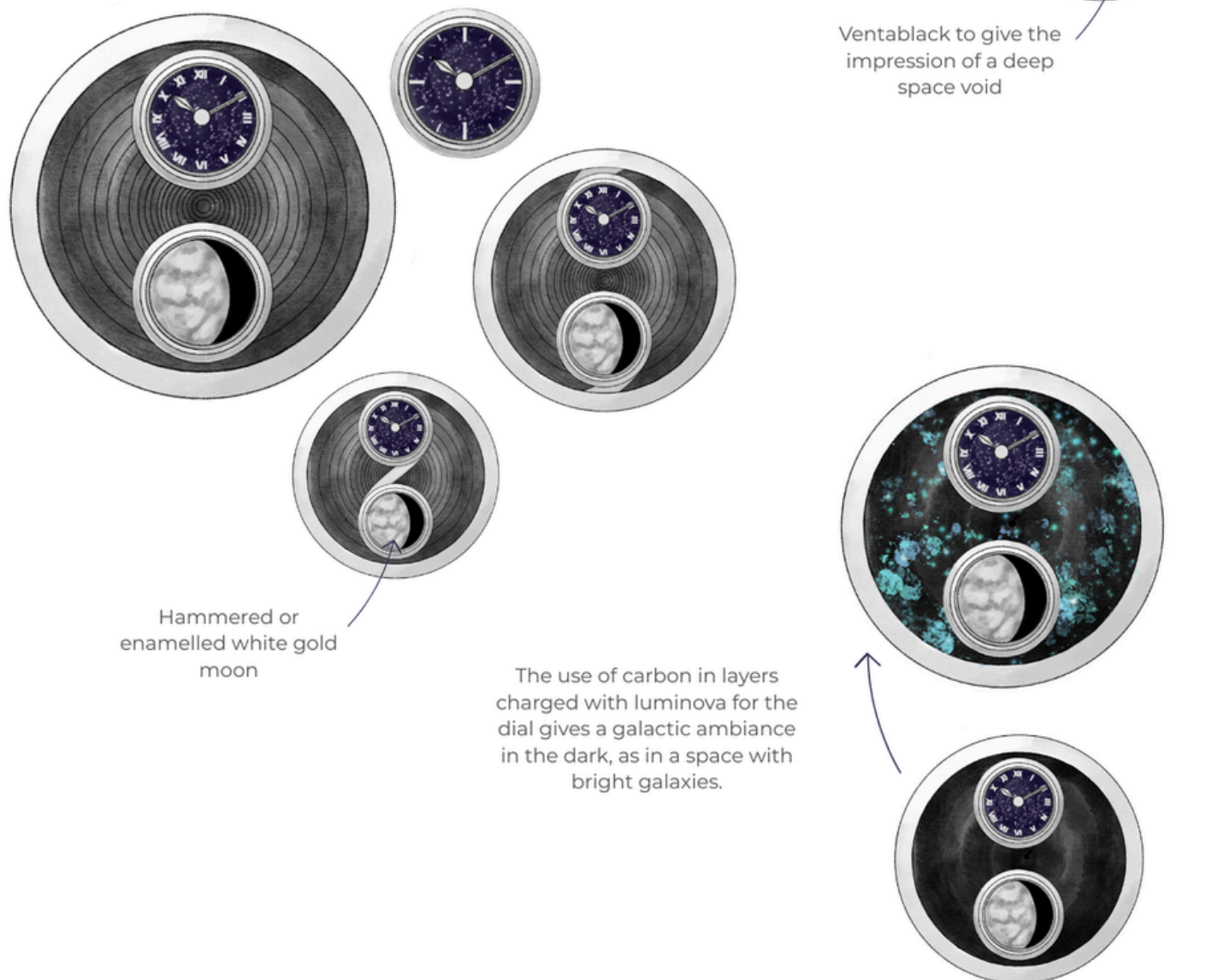
Steel in finish "traits tirés"

Paillonné Enamel

Ventablack to give the impression of a deep space void

Hammered or enamelled white gold moon

The use of carbon in layers charged with luminova for the dial gives a galactic ambiance in the dark, as in a space with bright galaxies.



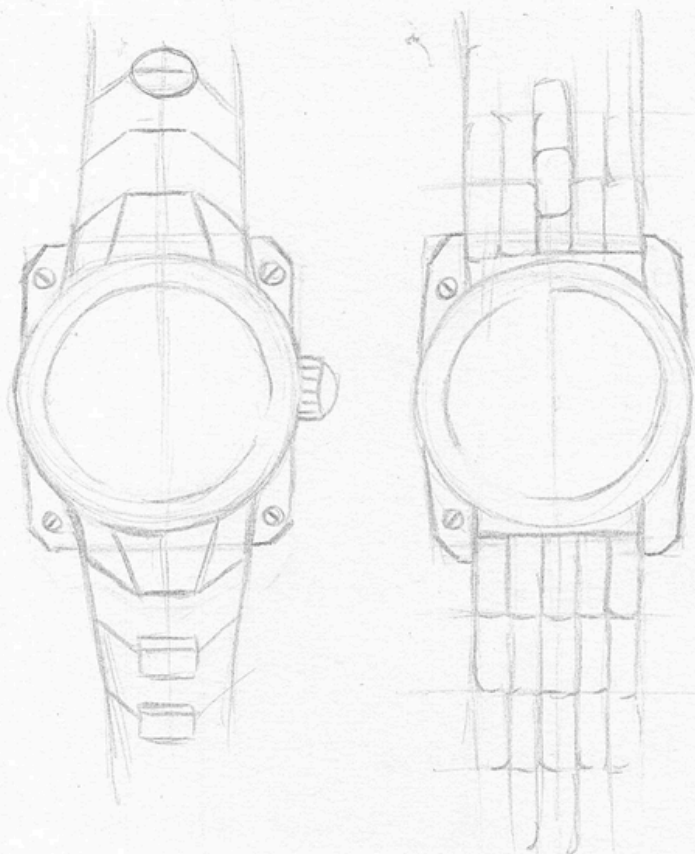
ARTEMIS

Ergonomic and dynamic shape to embody a futuristic spaceship look

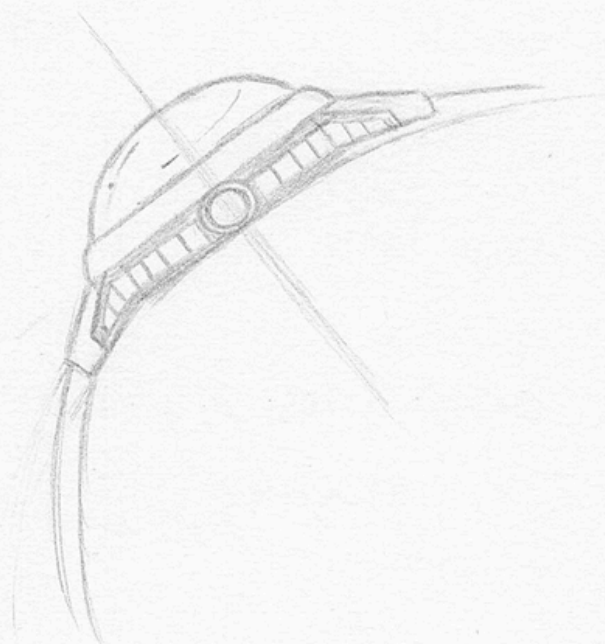
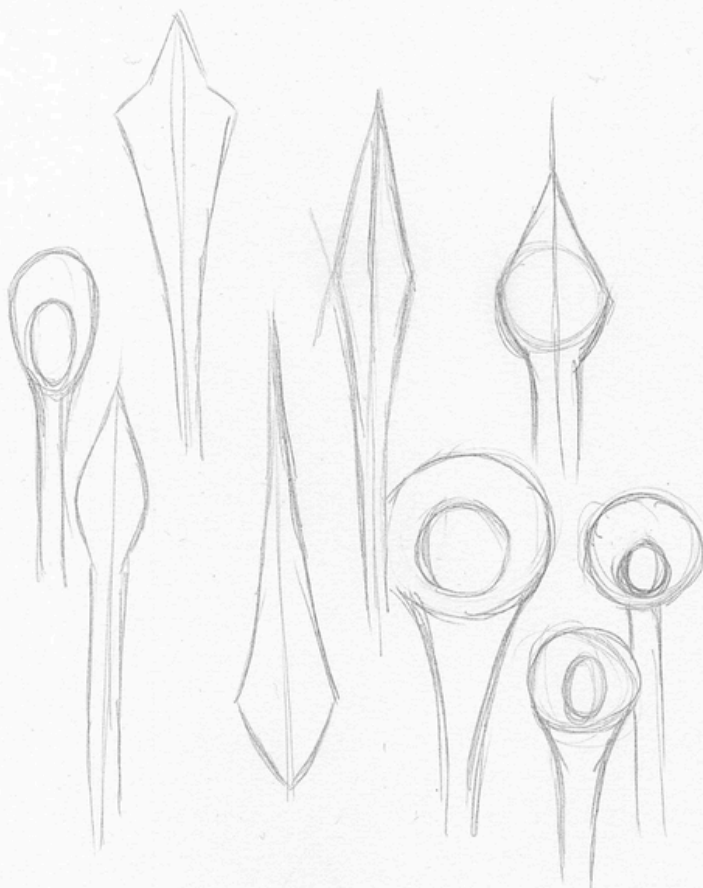

Round glass to remind of an astronaut suit or a window lens.

Geometric shapes with edges for an industrial vibe

ARTEMIS



Addition of screws and
wristband design inspired by a
spatial instrument



The watch hand seek the shape
of an arrow to recall the bow of
the goddess Artemis who gave
her name to the mission.

ARTEMIS

Design proposition

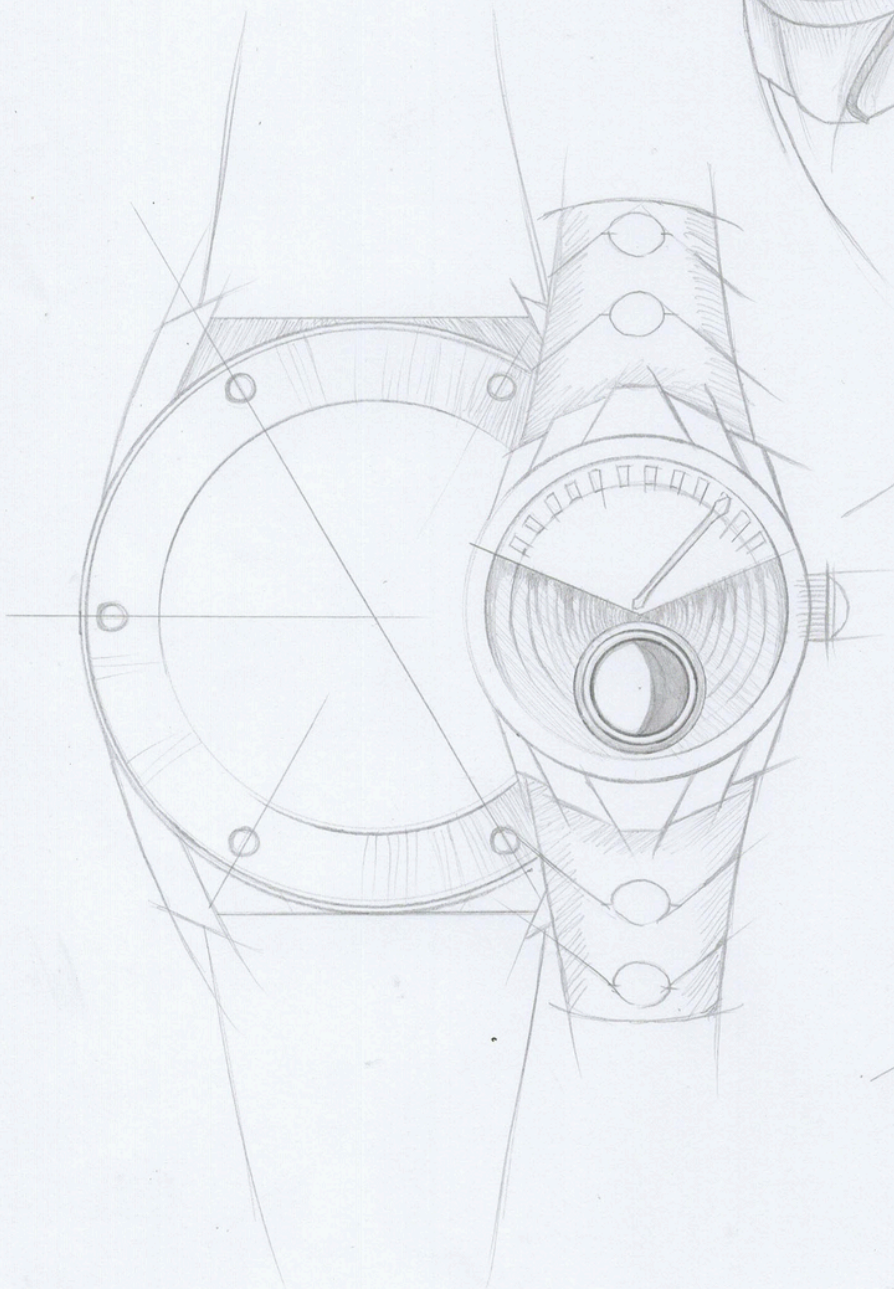
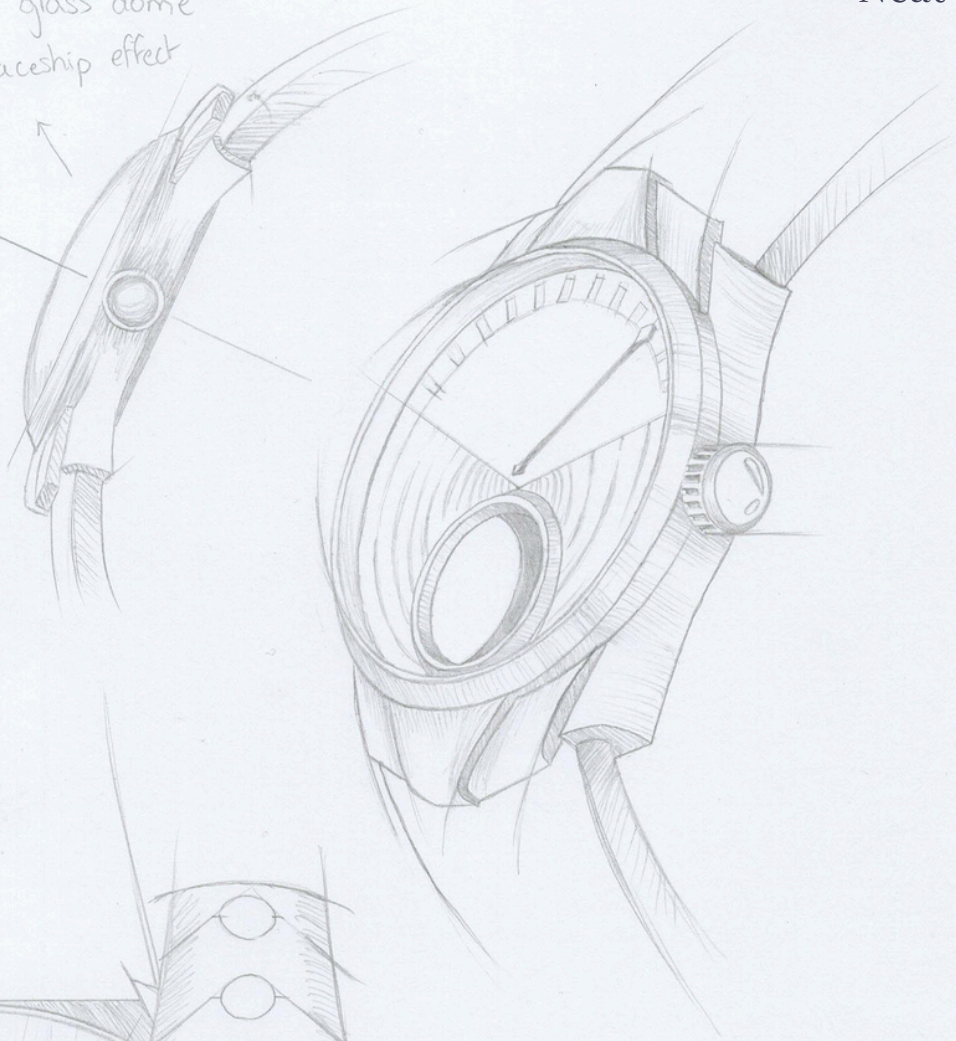


With its black carbon watchcase and wristband, the Artemis Retrograde embodies the feeling of a travel to space.

The moon phase complication, in front of Ventablack, give the impression of a deep void, while the dial, guilloché and then enamelled in black, reminiscent of the forces spreading in space.

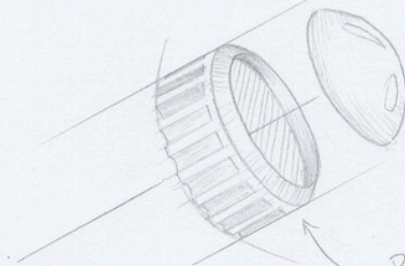
A
R
T
E
M
I
S

Sapphire glass dome
for a spaceship effect



Retrograde complication


Onyx or moonstone
cabochon



Bezel
setting



3D Modelling on 3Design to
definitely choose the volume of
the watch



Gouaches

Traditional jewelry rendering
technique using Linel Gouache


Canopy's mystery

Dive into the heart of the canopy to discover a new philosopher's stone, a treasure of nature.



Cinetik

Fashion and sports meet jewelry to tell the story of an athlete's performance in a dynamic sportswear aesthetic.



Crépuscule

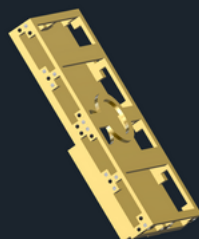



The ambivalent charm of the raven as a symbol of the perpetual renewal of jewelry.



CAO

3D modelling and renderings
using the softwares 3Design,
Rhinoceros 3D and KeyShot

Each project is technically considered during the 3D modeling process in order to respect the proportions and design of the future piece of jewelry, while integrating mechanisms, appropriate construction, and manufacturing constraints.



All of the pieces are modeled on 3Design except the green one down below, which is made on Rhinoceros and then rendered on KeyShot



Workshop

Mix of technique in workshop



March 2025

Enamel

Experimentation of cloisonné enamel in a setting integrated into a piece of jewelry.



September and
November 2024

Jewelry and stone setting

Brass pendant themed around a sweet golden age of Place Vendôme.

Pendant set with bezel setting, grain setting, manual engraving, and laser engraving.



September 2023

Ceramic

Ceramic workshop with the artist Lulu Zang, jewelry exhibited at the FRAC in Besançon during the exhibition. *"Il y a eu, mêlée à l'air, une poussière"*

Sketch

Selection of everyday sketch
made with various mediums



Ink pen
June 2025



Technique de
layering aux
feutres à alcool



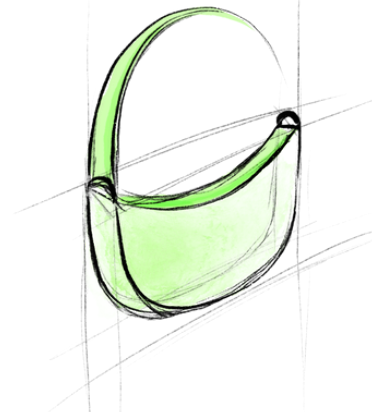
Colored pencil and alcohol markers
January 2025



Colored pencil
February 2025



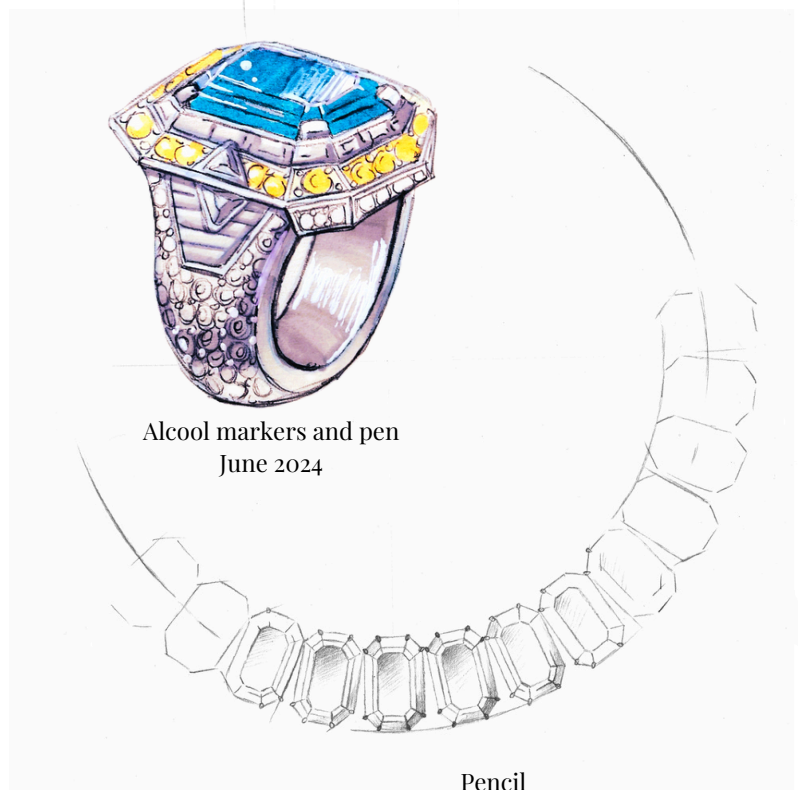
Alcohol markers, colored pencil, oil pastel
July 2024



Digital sketch on Procreate
September 2025



Oil on cardboard
September 2024



Alcohol markers and pen
June 2024



Pencil
Mai 2024

